

OMEGA COMPRESSORS

Contractor and Professional Air Compressors



For us, it's not just business. It's personal.

Contractor and Professional Air Compressors

CONTRACTOR SERIES - OIL LESS DIRECT DRIVE

- Compact Design and lightweight.
- Die cast aluminum pump with cast iron sleeves and stainless steel valves for longer life.
- Oil Less means maintenance free.
- All electrical units draw 15 amps or under.
- Manual reset for overload protection.
- Outfits equipped with regulator, pressure gauge, pressure switch with on/off and manifold with universal couplers.
- CSA approved.
- Factory tested prior to shipment.
- 1 year limited manufacturer's warranty.
- For professional, farm, home and hobbyists.
Not intended for industrial applications.



MB-2000G



LA-5702



LA-5708



PN-1004L Top View

PN-1004L



LA-5721 Top View



LA-5721



MA-9004

Specifications

MODEL	HORSEPOWER		CFM		MAX PSI	VOLTAGE/ PHASE	AMP DRAW @125 PSI	TANK SIZE	PUMP RPM	WEIGHT LBS.	DIMENSIONS (INCHES)		
	PEAK	RUNNING @ 90 PSI	90 PSI	125 PSI							LENGTH	WIDTH	HEIGHT
MB-2000G	0.5	0.5	1.4	0.9	135	115V/1PH	5	N/A	1720	10	11	6	8
PN-1004L	1	0.5	1.4	0.9	135	115V/1PH	5	1	1720	17	12	15	12
LA-5702	1.5	0.75	3.0	2.3	135	115V/1PH	8	2	1720	35	19	7	17
LA-5708	1.5	0.75	3.0	2.3	135	115V/1PH	8	6.6	1720	55	23	11	24
LA-5721	1.5	0.75	3.0	2.3	135	115V/1PH	8	2	1720	40	16	16	15
MA-9004	1.5	1.5	5.8	4.4	135	115V/1PH	15	4	1720	63	15	15	21

OMEGA
COMPRESSORS

Contractor and Professional Air Compressors

CONTRACTOR SERIES - OIL LUBE DIRECT DRIVE - 1720 RPM

- Compact Design and lightweight.
 - Quiet running and low 1720 pump rpm.
 - Splash lubrication.
 - Die cast aluminum pump with cast iron sleeves and stainless steel valves for longer life.
 - All electrical units draw 15 amps or under.
 - Manual reset for overload protection.
 - Outfits equipped with regulator, pressure gauge, pressure switch with on/off and manifold with universal couplers.
 - Filter silencer included with replacement element.
 - CSA approved.
 - Pump oil included.
 - Factory tested prior to shipment.
 - 1 year limited manufacturer's warranty.
 - For professional, farm, home and hobbyists.
- Not intended for industrial applications.



DD-2022HP



DD-1004



DD-1503



DD-2004V



DD-2022B



DD-2022S



DD-2008

Specifications

MODEL	HORSEPOWER		CFM		MAX PSI	VOLTAGE/ PHASE	AMP DRAW @125 PSI	TANK SIZE	PUMP RPM	WEIGHT LBS.	DIMENSIONS (INCHES)		
	PEAK	RUNNING @ 90 PSI	90 PSI	125 PSI							LENGTH	WIDTH	HEIGHT
DD-1004	1	1	4.5	4.0	135	115V/1PH	15	4	1720	65	16	16	23
DD-1503	1.5	1.5	6.0	4.6	135	115V/1PH	14	3.2	1720	55	22	9	23
DD-2004V	2	1.5	6.0	4.6	135	115V/1PH	15	3	1720	70	16	19	16
DD-2008	2	1.5	6.0	4.6	135	115V/1PH	15	6.6	1720	65	23	14	25
DD-2022B	2	1.5	6.0	4.6	135	115V/1PH	15	4	1720	80	21	20	20
DD-2022HP	2	1.5	6.0	4.6	135	115V/1PH	15	2 X 2	1720	84	23.5	20	20 (37.5 WITH HANDLE)
DD-2022S	2	1.5	6.0	4.6	135	115V/1PH	15	2 X 2	1720	80	19	20	19
DD-3008	3	2	7.3	6	135	115V/1PH	15	8	1720	96	25	14	27

Contractor and Professional Air Compressors

CONTRACTOR SERIES - OIL LUBE DIRECT DRIVE - 3450 RPM

- Compact Design and lightweight.
 - Splash lubrication.
 - Die cast aluminum pump with cast iron sleeves and stainless steel valves for longer life.
 - All electrical units draw 15 amps or under.
 - Manual reset for overload protection.
 - Outfits equipped with regulator, pressure gauge, pressure switch with on/off and manifold with universal couplers.
 - CSA approved.
 - Filter silencer with replacement filter element.
 - Pump oil included.
 - Factory tested prior to shipment.
 - 1 year limited manufacturer's warranty.
 - For professional, farm, home and hobbyists.
- Not intended for industrial applications.



DP-2004V
Top View



DP-2004V



DP-2022S



DP-2022W



ND-1008



DP-3008



ND-1003

Specifications

MODEL	HORSEPOWER		CFM		MAX PSI	VOLTAGE/ PHASE	AMP DRAW @125 PSI	TANK SIZE	PUMP RPM	WEIGHT LBS.	DIMENSIONS (INCHES)		
	PEAK	RUNNING @ 90 PSI	90 PSI	125 PSI							LENGTH	WIDTH	HEIGHT
ND-1003	1	1	4.5	4.0	135	115V/1PH	13	3.2	3450	58	21	9	23
ND-1008	1	1	4.5	4.0	135	115V/1PH	13	6.6	3450	65	24	14	25
DP-2004V	2	1.5	6.0	4.6	135	115V/1PH	12	3.2	3450	70	16	19	16
DP-2022S	2	1.5	6.0	4.6	135	115V/1PH	12	4	3450	80	19	20	19
DP-2022W	2	1.5	6.0	4.6	135	115V/1PH	15	4	3450	84	22	19	20 (37.5 WITH HANDLE)
DP-3008	3	2	7.3	6.0	135	115V/1PH	15	6.6	3450	73	23	14	25

OMEGA
COMPRESSORS

Contractor and Professional Air Compressors



PUK-1508MDC



PUK-2008MDC



PUK-2020MDC



PUK-1520MDC

CONTRACTOR SERIES - ELECTRIC BELT DRIVEN OIL LUBE

- Durable cast iron pumps.
- Stainless steel valves for longer life.
- Ball Bearing crankshaft.
- Splash lubrication.
- Flywheels designed for excellent pump cooling.
- Manual reset for overload protection.
- Dual Controls - Start/Stop with pressure switch or constant speed operation.
- Outfits equipped with regulator, pressure gauge, pressure switch with on/off and manifold with universal couplers.
- Totally enclosed belt guard.
- Filter silencers with replacement filter element.
- CSA approved.
- Pump oil included. Oil drain extensions included for pump.
- Factory tested prior to shipment.
- 1 year limited manufacturer's warranty.
- For professional contractors and farm use. Not intended for industrial applications.

Specifications

MODEL	HORSEPOWER		CFM		MAX PSI	VOLTAGE/ PHASE	AMP DRAW @125 PSI	TANK SIZE	MODEL	PUMP			WEIGHT LBS.	DIMENSIONS (INCHES)		
	PEAK	RUNNING @ 90 PSI	90 PSI	125 PSI						CYLINDER	STAGE	RPM		LENGTH	WIDTH	HEIGHT
PUK-1508MDC	1.5	1.5	6.6	6.0	135	115V/1PH	15	8	PUK-50	V-2	1	1100	210	44	18	24
PUK-1520MDC	1.5	1.5	6.6	6.0	135	115V/1PH	15	20	PUK-50	V-2	1	1100	238	47	22	29
PUK-2008MDC	2	2	9.5	8.0	135	115V/1PH	19	8	PUK-60	V-2	1	900	215	44	18	24
PUK-2020MDC	2	2	9.5	8.0	135	115V/1PH	19	20	PUK-60	V-2	1	900	310	47	22	36

OMEGA
COMPRESSORS

Contractor and Professional Air Compressors

CONTRACTOR SERIES - GAS BELT DRIVEN OIL LUBE

- Durable cast iron pumps.
 - Stainless steel valves for longer life.
 - Ball Bearing crankshaft.
 - Splash lubrication.
 - Flywheels designed for excellent pump cooling.
 - Outfits equipped with regulator, pressure gauge, pressure switch with on/off and manifold with universal couplers.
 - Totally enclosed belt guard.
 - Filter silencers with replacement filter element.
 - Equipped with Honda gas engine.
 - Idle down throttle control to reduce fuel consumption when air is not in demand.
 - Pump and Engine oil included. Oil drain extensions included for pump and engine.
 - Oil level sight gauge.
 - Factory tested prior to shipment.
 - 1 year limited manufacturer's warranty.
 - For professional contractors and farm use.
- Not intended for industrial applications.




PUK-6508MDC



PUK-5508G



PUK-5520G



TUE-8008GE
PUK-8008GE



PUK-9008G



PUK-9020G

Specifications

MODEL	HORSEPOWER		CFM		MAX PSI	HONDA ENGINE	AMP DRAW @125 PSI	TANK SIZE	MODEL	PUMP			WEIGHT LBS.	DIMENSIONS (INCHES)		
	PEAK	RUNNING @ 90 PSI	90 PSI	125 PSI						CYLINDER	STAGE	RPM		LENGTH	WIDTH	HEIGHT
PUK-5508G	5.5	5.5	12.5	10.5	135	5.5 HP GAS	N/A	8	PUK-60	V-2	1	1100	185	48	20	28
PUK-5520G	5.5	5.5	12.5	10.5	135	5.5 HP GAS	N/A	20	PUK-60	V-2	1	1100	200	41	20	32
PUK-6508G	5.5	5.5	16.5	14.0	135	5.5 HP GAS	N/A	8	PUK-65	V-3	1	900	225	48	20	28
PUK-8008GE	8	8	20.6	17.6	135	8 HP GAS	N/A	8	PUK-65	V-3	1	1100	250	48	20	28
PUK-9008G	9	9	20.6	17.6	135	9 HP GAS	N/A	8	PUK-65	V-3	1	1100	250	48	20	28
PUK-9020G	9	9	20.6	17.6	135	9 HP GAS	N/A	20	PUK-65	V-3	1	1100	310	47	22	36

MODEL	HORSEPOWER		CFM		MAX PSI	HONDA ENGINE	AMP DRAW @125 PSI	TANK SIZE	MODEL	PUMP			WEIGHT LBS.	DIMENSIONS (INCHES)		
	PEAK	RUNNING @ 140 PSI	140 PSI	175 PSI						CYLINDER	STAGE	RPM		LENGTH	WIDTH	HEIGHT
TUE-8008GE	8	8	15.6	12.5	175	8 HP GAS	N/A	8	TUE-50	V-3	2	1100	250	48	20	28

Note: PUK-8008GE and TUE-8008GE equipped with Electric Start

Contractor and Professional Air Compressors



PK-1008



PK-2008



PK-3011



PK-5020



PP-6060V



PK-5020VP





PK-6560V

PROFESSIONAL SERIES - BELT DRIVEN OIL LUBE

- Quiet Operation.
- Durable belt driven cast iron pumps.
- Stainless steel valves for longer life.
- Ball Bearing crankshaft.
- Splash lubrication.
- Flywheels designed for excellent pump cooling.
- Manual reset for overload protection.
- Portable outfits equipped with regulator, pressure gauge, pressure switch with on/off and manifold with universal couplers. (PK-1008 - PK-5020VP)
- Totally enclosed belt guard.
- Filter silencers with replacement filter element.
- Fully assembled - Require handle and wheel attachment (PK-1008 - PK-5020VP)
- CSA approved
- Pump oil included. Oil drain extensions included for pump.
- Oil level sight gauge.
- Factory tested prior to shipment.
- 1 year limited manufacturer's warranty.
- For professional contractors, automotive and farm use. Not intended for industrial applications.


Specifications

MODEL	HORSEPOWER		CFM		MAX PSI	VOLTAGE/ PHASE	AMP DRAW @125 PSI	TANK SIZE	MODEL	PUMP			WEIGHT LBS.	DIMENSIONS (INCHES)		
	PEAK	RUNNING @ 90 PSI	90 PSI	125 PSI						CYLINDER	STAGE	RPM		LENGTH	WIDTH	HEIGHT
PK-1008	1	0.5	2.2	1.7	135	115V/1PH	10	8	PK-10	1	1	800	85	24	14	24
PK-2008	2	1	4.0	3.2	135	115V/1PH	14	8	PK-20	1	1	900	95	27	14	24
PK-3011	3	1.5	6.0	5.3	135	115V/1PH	14	11	PK-30	1	1	1100	125	30	14	27
PK-5020	5	2	7.8	6.4	135	115V/1PH	15	20	PK-50	V-2	1	1100	185	40	18	29
PK-5020VP	5	2	7.8	6.4	135	115V/1PH	15	20	PK-50	V-2	1	1100	200	20	20	44
PP-6060V	6	3	12.5	11.0	125	230V/1PH	15	60	CK-30	V-2	1	950	300	27	22	65
PK-6560V	6.5	5	20.0	18.0	125	230V/1PH	22	60	CK-40	V-3	1	950	330	27	22	65



Compressed Air Accessories

- | | |
|-----------------------------------|-------------------------|
| Aluminum Air Piping | Magnetic Starters |
| Ball Valves | Oil Monitors |
| Check Valves | Oil/Water Separators |
| Compressed Air Filters | Pilot Valves |
| Compressor Oil | Pneumatic Auto Drains |
| Compressor Pumps | Pressure Switches |
| Desiccant Air Dryers | Refrigerated Air Dryers |
| Electric Motors | Remote Air Receivers |
| Electronic Auto Drains | Safety Valves |
| Filter Elements | Service Parts |
| Filter - Regulators - Lubricators | Throttle Controls |
| Flex Hose Connectors | Vibration Isolators |
| Gauges | Water Separators |

1 year limited warranty 

OMEGA
COMPRESSORS